



Before beginning installation procedures, these installation and operation instructions should be studied carefully. The installation and operation should also be in accordance



with local regulations and accepted codes of good practice.

1. General data
1. Applications

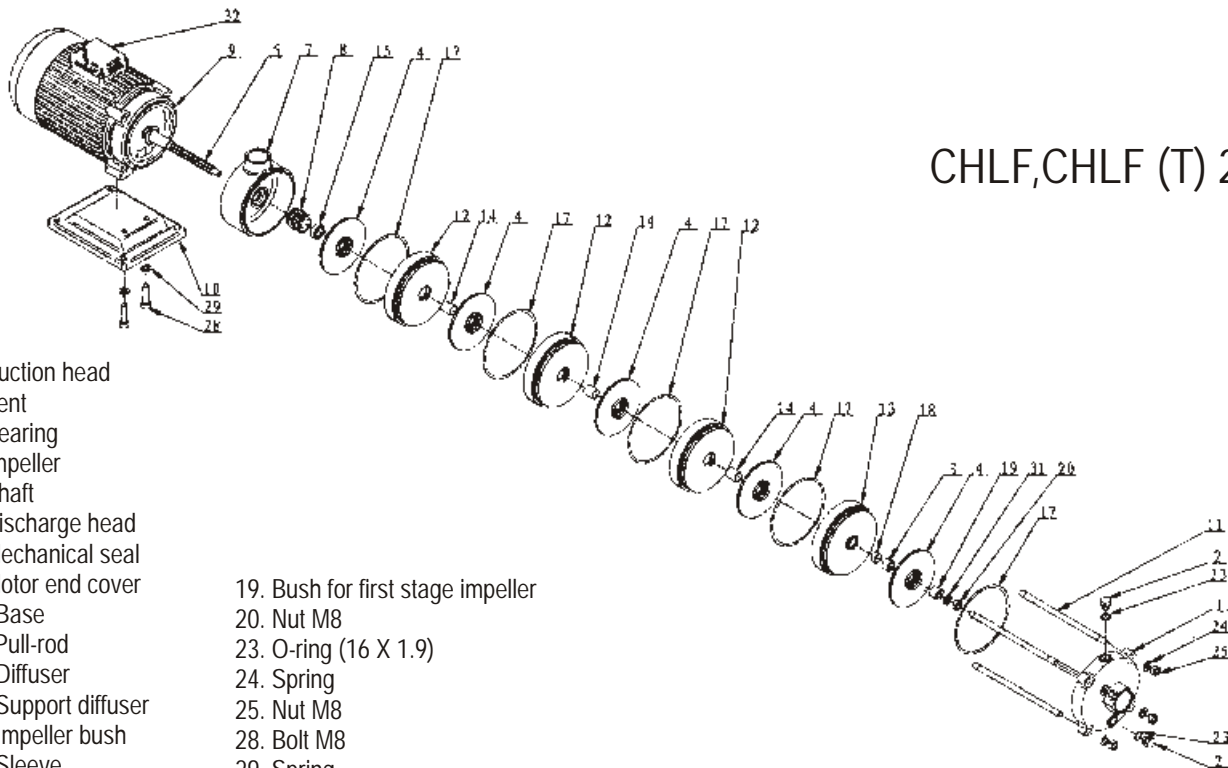
Fault	Cause
1. Pump does not start	a) Supply failure. b) Control circuit has cut out or is defective c) Motor is defective d) Pump is blocked by impurities.
2. Pump runs but gives no water	a) Pump is not filled with liquid. b) Suction or discharge pipe is blocked by impurities. c) Pump is blocked by impurities d) Suction lift is too great. e) Leakage in Suction pipe f) Foot or non-return valve is blocked.
3. Pump runs at reduces capacity	a) Wrong direction of rotation (three-phase) b) Suction lift is too great. c) Suction or discharge pipe is blocked. d) Pump is blocked by impurities. e) Foot or non-return valve is partly blocked.
4. Pump stops during operation	a) Thermal overload switch in motor or external motor protection cuts out. b) Control circuit has cut out.

7. Disposal

Disposal of this product or parts of it must be carried out according to the following guidelines:

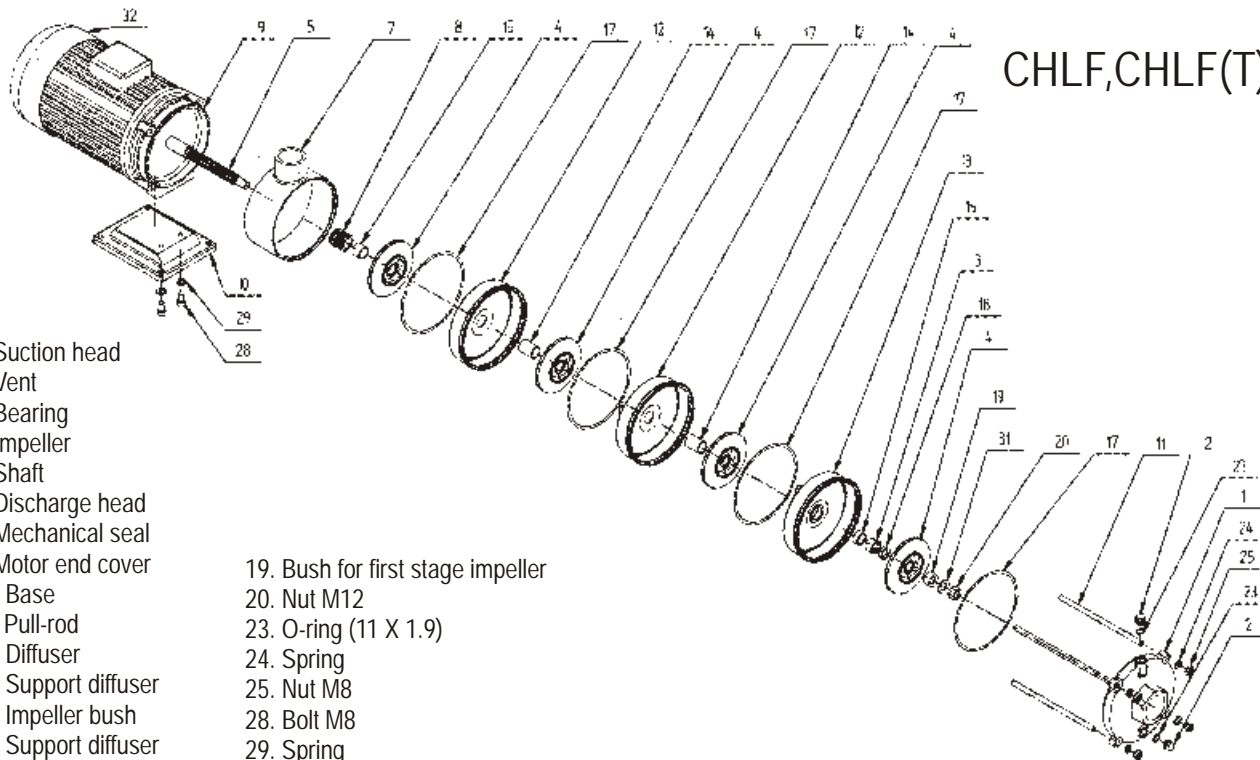
1. Use the local public or private waste collection service
2. In case such waste collection service does not exist or cannot handle the materials used in the product, please deliver the product or any hazardous materials from it to your nearest. True sole agent.

CHLF,CHLF (T) 2,4



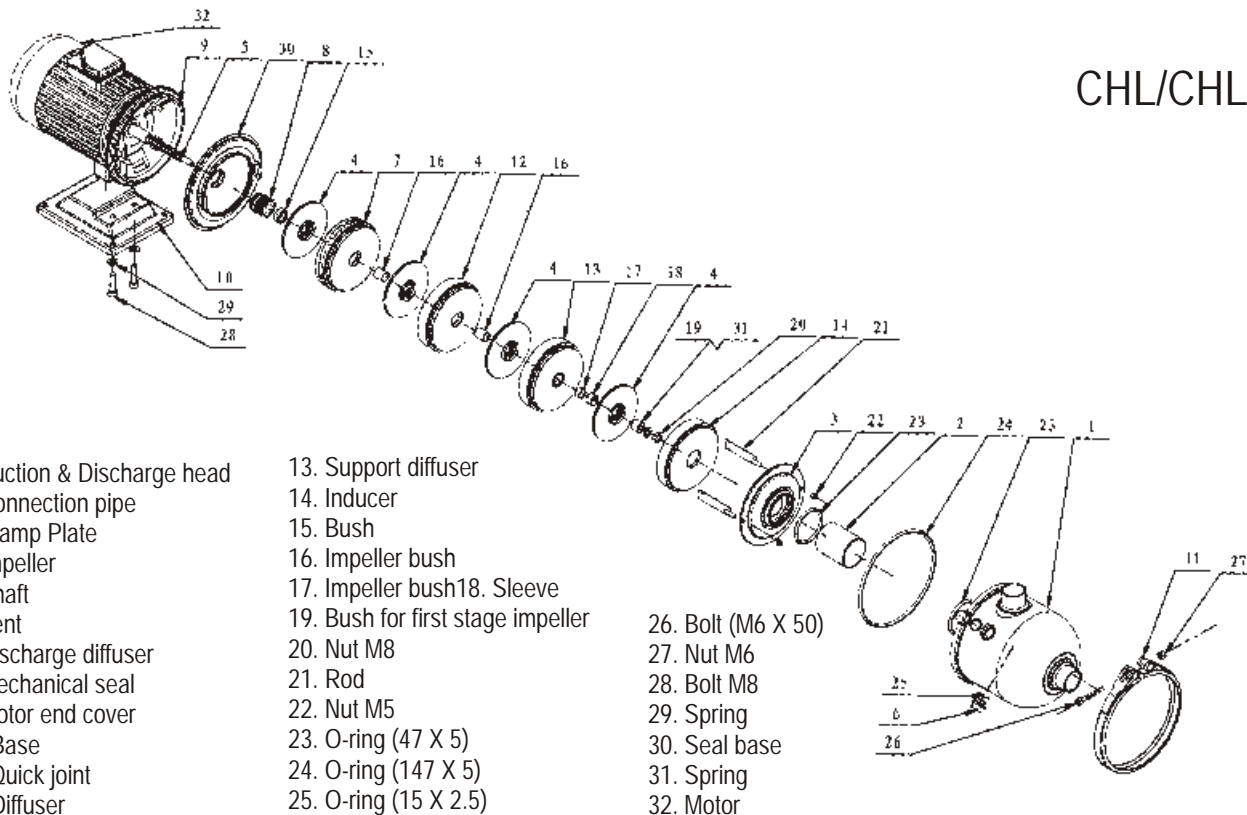
- | | |
|----------------------|-----------------------------------|
| 1. Suction head | 19. Bush for first stage impeller |
| 2. Vent | 20. Nut M8 |
| 3. Bearing | 23. O-ring (16 X 1.9) |
| 4. Impeller | 24. Spring |
| 5. Shaft | 25. Nut M8 |
| 7. Discharge head | 28. Bolt M8 |
| 8. Mechanical seal | 29. Spring |
| 9. Motor end cover | 31. Spring |
| 10. Base | 32. Motor |
| 11. Pull-rod | |
| 12. Diffuser | |
| 13. Support diffuser | |
| 14. Impeller bush | |
| 15. Sleeve | |
| 17. Seal spring | |
| 18. Impeller | |

CHLF,CHLF(T) 8,16



- | | |
|----------------------|-----------------------------------|
| 1. Suction head | 19. Bush for first stage impeller |
| 2. Vent | 20. Nut M12 |
| 3. Bearing | 23. O-ring (11 X 1.9) |
| 4. Impeller | 24. Spring |
| 5. Shaft | 25. Nut M8 |
| 7. Discharge head | 28. Bolt M8 |
| 8. Mechanical seal | 29. Spring |
| 9. Motor end cover | 31. Spring |
| 10. Base | 32. Motor |
| 11. Pull-rod | |
| 12. Diffuser | |
| 13. Support diffuser | |
| 14. Impeller bush | |
| 15. Support diffuser | |
| 17. Seal spring | |
| 18. Impeller bush | |

CHL/CHLK 2,4



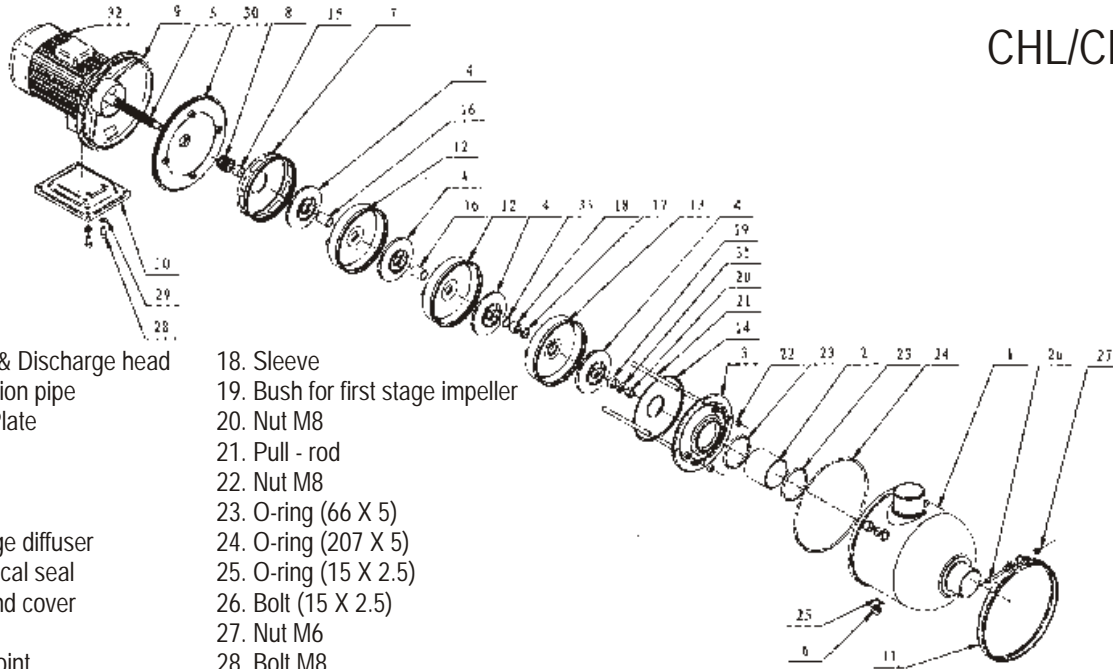
1. Suction & Discharge head
2. Connection pipe
3. Clamp Plate
4. Impeller
5. Shaft
6. Vent
7. Discharge diffuser
8. Mechanical seal
9. Motor end cover
10. Base
11. Quick joint
12. Diffuser

13. Support diffuser
14. Inducer
15. Bush
16. Impeller bush
17. Impeller bush
18. Sleeve
19. Bush for first stage impeller
20. Nut M8
21. Rod
22. Nut M5
23. O-ring (47 X 5)
24. O-ring (147 X 5)
25. O-ring (15 X 2.5)

26. Bolt (M6 X 50)
27. Nut M6
28. Bolt M8
29. Spring
30. Seal base
31. Spring
32. Motor



CHL/CHLK 8,16



- | | |
|-----------------------------|-----------------------------------|
| 1. Suction & Discharge head | 18. Sleeve |
| 2. Connection pipe | 19. Bush for first stage impeller |
| 3. Clamp Plate | 20. Nut M8 |
| 4. Impeller | 21. Pull - rod |
| 5. Shaft | 22. Nut M8 |
| 6. Vent | 23. O-ring (66 X 5) |
| 7. Discharge diffuser | 24. O-ring (207 X 5) |
| 8. Mechanical seal | 25. O-ring (15 X 2.5) |
| 9. Motor end cover | 26. Bolt (15 X 2.5) |
| 10. Base | 27. Nut M6 |
| 11. Quick joint | 28. Bolt M8 |
| 12. Diffuser | 29. Spring |
| 14. Inducer | 30. Seal base |
| 15. Bush | 31. Spring |
| 16. Impeller bush | 32. Motor |
| 17. Impeller bush | 33. Impeller bush |



NANFANG PUMPS INDIA PVT. LTD.

103, Kasturi Towers, 238/A, L. B. S. Marg,
Opp. Redcross Bhavan, Thane - 400 602. India.
Tel : +91-22-25425540
Fax : +91-22-25427306
E-mail : sales@nanfangpumps.com

www.nanfangpumps.com

Agent / Distributor :